

Maximo Application Suite

IBM Product Update Release 9.1



June 25 - 26, 2025




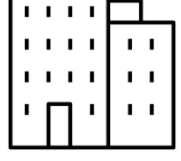
Dave Gasdia (drgasdia@us.ibm.com)
IBM Maximo
Product Management Leader

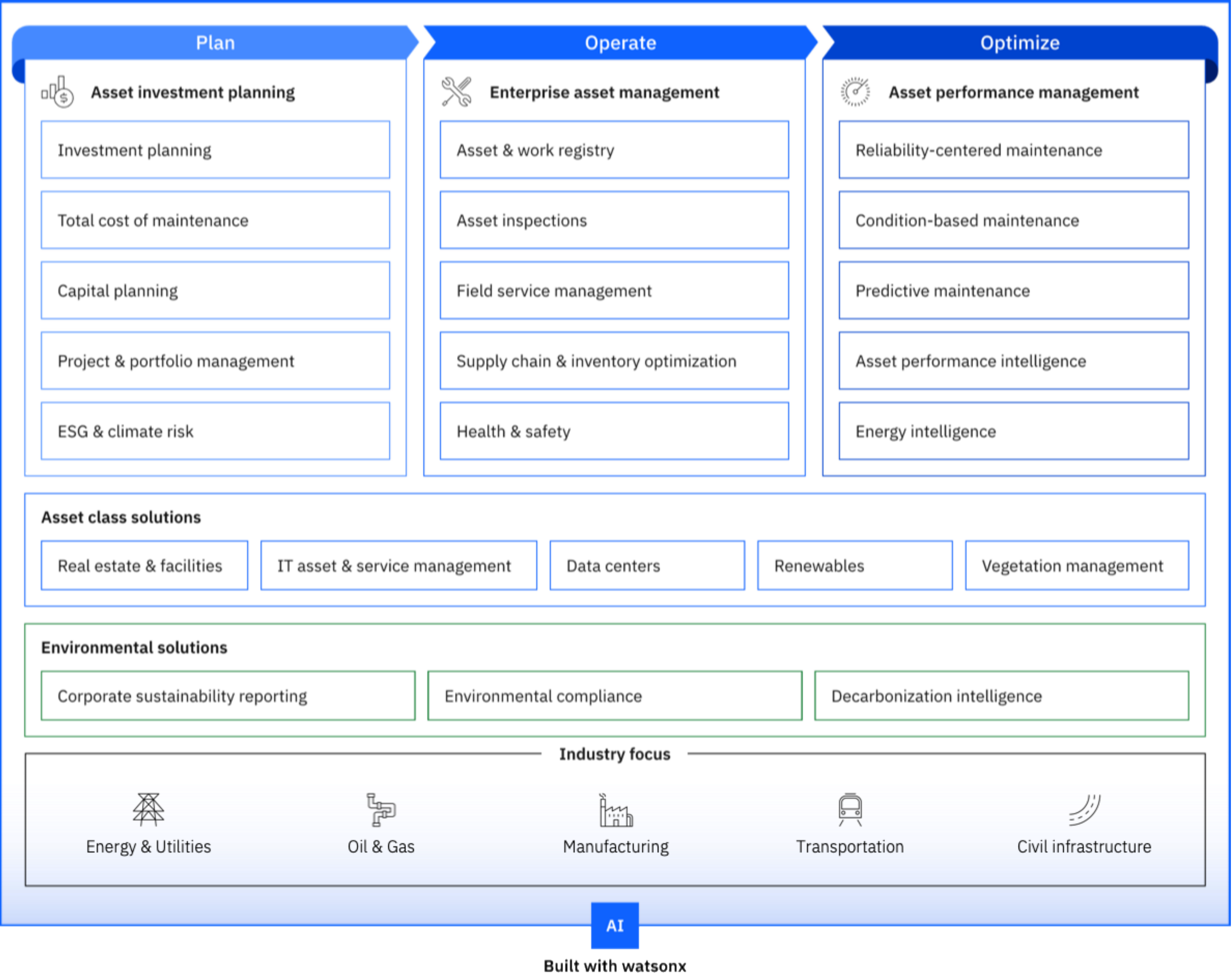


Please note

- The information mentioned regarding potential future products is not a commitment, promise, or legal obligation to deliver any material, code or functionality. Information about potential future products may not be incorporated into any contract.
- The development, release, and timing of any future features or functionality described for our products remains at our sole discretion.
- IBM's statements regarding its plans, directions, and intent are subject to change or withdrawal without notice at IBM's sole discretion.
- Information regarding potential future products is intended to outline our general product direction and it should not be relied on in making a purchasing decision.

Advance asset management with IBM asset lifecycle management solutions

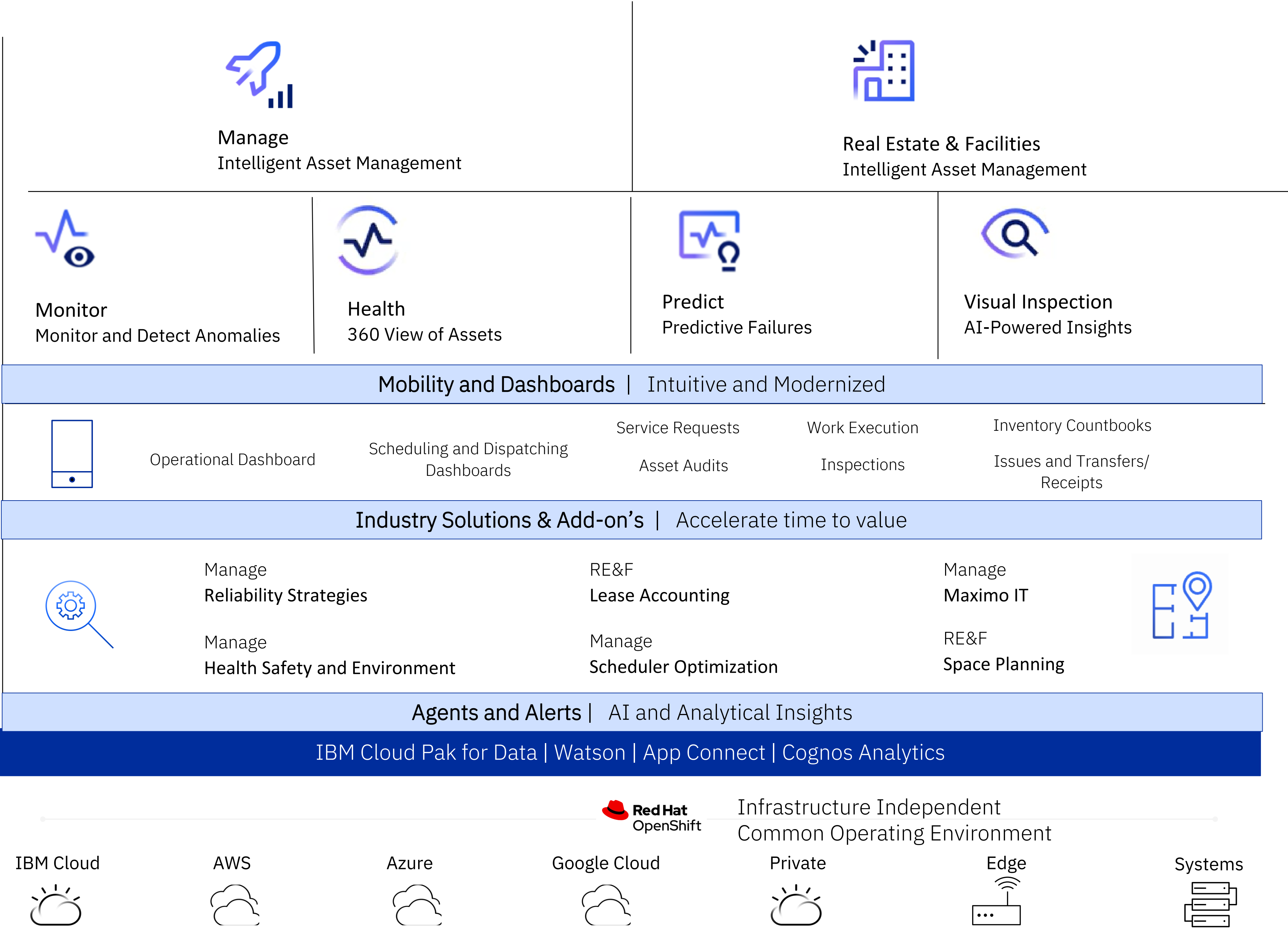
-  Extend the lifespan of **assets**.
-  Reduce maintenance and **operations costs**.
-  Manage **risk** associate with availability and sustainability
-  Optimize **real estate portfolios** throughout their lifecycle



Maximo Application Suite

Best-of-class capabilities to provide complete view of your assets addressing the needs of key personas in your organization.

- *Technicians*
- *Technician Supervisor*
- *Asset Maintenance Manager*
- *Plant Manager*
- *Fleet Manager*
- *Operations Manager*
- *Reliability Engineer*
- *Quality Manager*
- *Planners / Schedulers*
- *Dispatchers*
- *Storeroom Managers*
- *Purchasing Managers*
- *Facility Managers*



Maximo Application Suite - Catalog

* Coming Soon - Targeted for 9.1

MAS Applications

Manage

Real Estate & Facilities

Monitor

Health

Predict

Visual Inspections

Coming Soon

Industry Solutions

Manage
Transportation

Manage
Nuclear

Manage
Utilities

Manage
Oil & Gas

Manage
Aviation

Manage
Civil Infrastructure

Add-on Solutions

Visual Inspection Edge

Collaborate

Manage
Asset Configuration
Manager

Manage
Spatial

Manage
SAP / Oracle Connector

Manage
IT

Manage
Optimizer

Manage
Health, Safety &
Environment

Manage
Service Provider

Manage
Location Services Esri

Manage
WorkDay Connector

Manage
Asset Investment
Planning

RE&F
Space Management /
Reserve

RE&F
Service Management &
Maintenance

RE&F
Lease Accounting

RE&F
Capital Planning / FCA

Coming Soon

Coming Soon

Coming Soon

Coming Soon

Coming Soon

Add-on Solutions with SaaS Requirement

MRO IO

Renewables

Manage
Reliability Strategies

Manage
Maintenance Cost
Insights

Manage
AI Services

Coming Soon

Coming Soon

IBM Maximo Application Suite

Product roadmap highlights

Targeted MAS 9.1

June 2025
Planned
deliverables
(MAS 9.1)

Plan

Operate

Optimize

Cross MAS Dashboards; Improved User Security, Guest User Support, Java 17, Support for Power/Z, Instrumentation and Management

Asset investment planning

Solution for renewable assets to optimize utilization and emissions

Integration of Maximo for Real Estate and Facilities powered by TRIRIGA

Field Service Management:
Expanded assignment and crew support; drag & drop; customizable dashboard;

Mobile: Expand support for assignments, rotating assets, asset auditing, finding WO's; UX; Scalability

GenAI assistant for Work Order Intelligence (WO Similarity)

MVI adoption of watsonX to improve training, usage, and TTV

Evolve to watsonX technologies to improve TTV, capabilities, asset class coverage, and UX.

Reliability Strategies: watsonX support for FMEA creation; expanded integration.

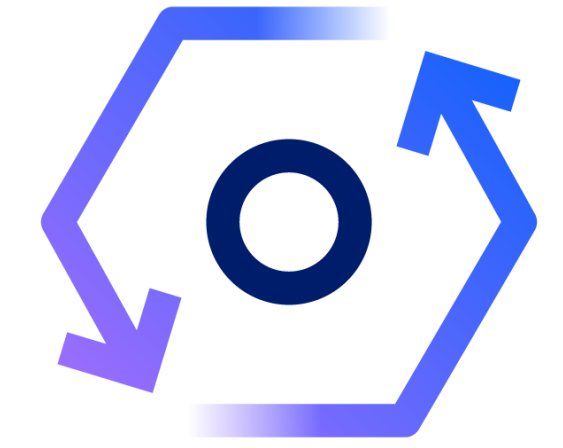
Integration of MROiO into MAS

Total Cost Maintenance (powered by Apptio)

Generative AI: Leverage watsonX integrated with MAS to deliver a consumable experience that empowers everyday users of MAS to derive greater value from AI insights and automations.

Maximo Application Suite 9.1

GA Targeted Q2 2025



Extending MAS for ALM

- Real Estate and Facilities (TRIRIGA)
- Asset Investment Planning
- Maintenance Cost Insights

Unify MAS for ALM

- Cross-Suite Administration
- Cross-Suite Dashboards
- Mobile
- Spatial Mapping
- Field Service Management
- IT

Enhanced processes with embedded AI

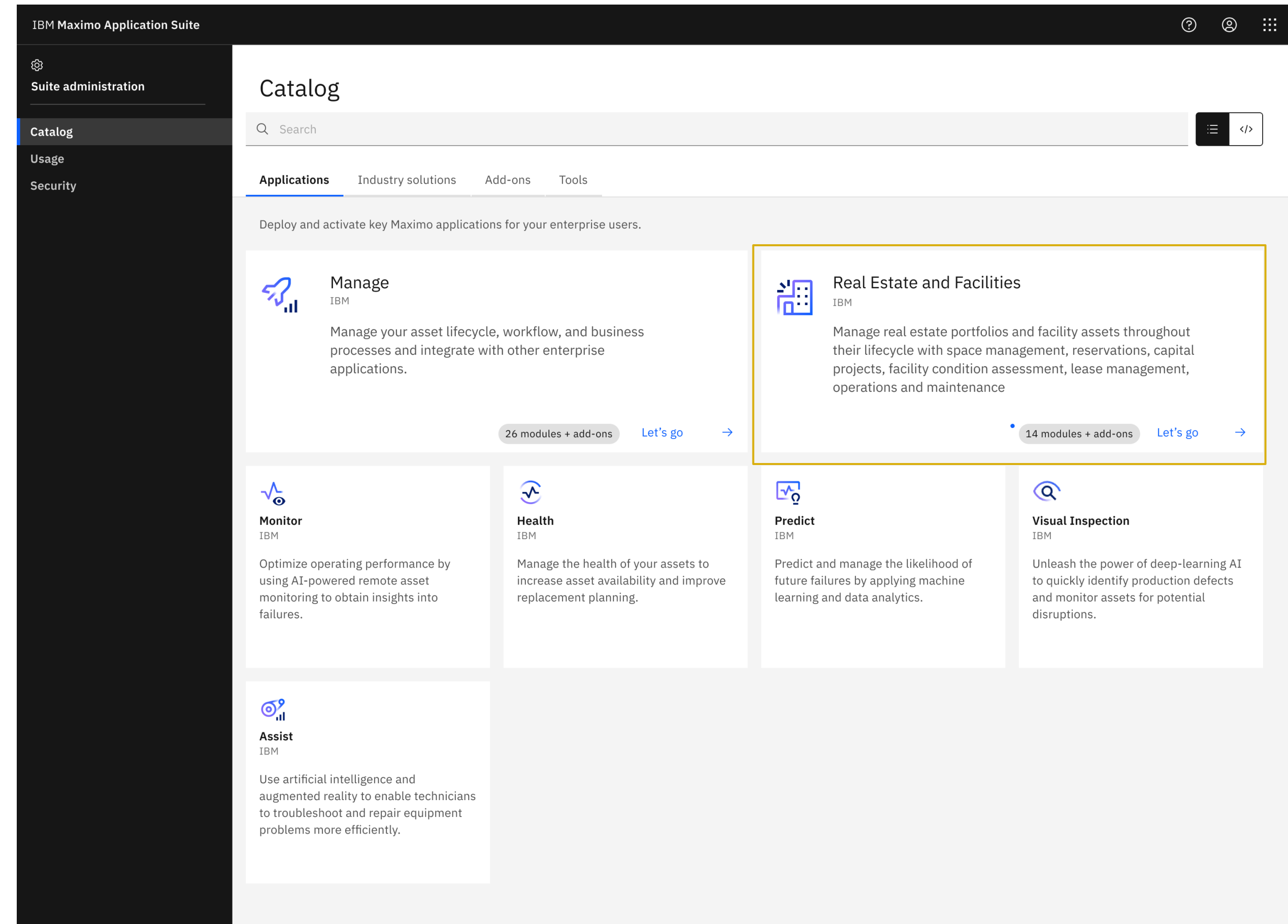
- Similarity tracking for WO
- Conversational UX
- Reliability Strategies

Maximo Real Estate and Facilities

Targeted MAS 9.1

Moving TRIRIGA TAS capabilities into MAS

- **Space Management and Reserve**
 - Optimize space management and workplace experience with dynamic space planning and forecasting, real-time usage insights, and occupant services.
- **Capital projects and facility condition assessment**
 - Improve capital investment decision-making to build a credible budgetary framework, justify investment strategies, and effectively execute capital programs and projects.
- **Lease Accounting, Administration and Transactions**
 - Integrate lease administration and accounting to optimize cost savings, meet contractual and regulatory requirements, and gain insights with AI.
- **Monitor with workplace analytics & energy and asset monitoring**
 - Track space utilization with IoT sensors and Wi-Fi. Existing IoT sensors can be integrated for energy monitoring on facilities and assets

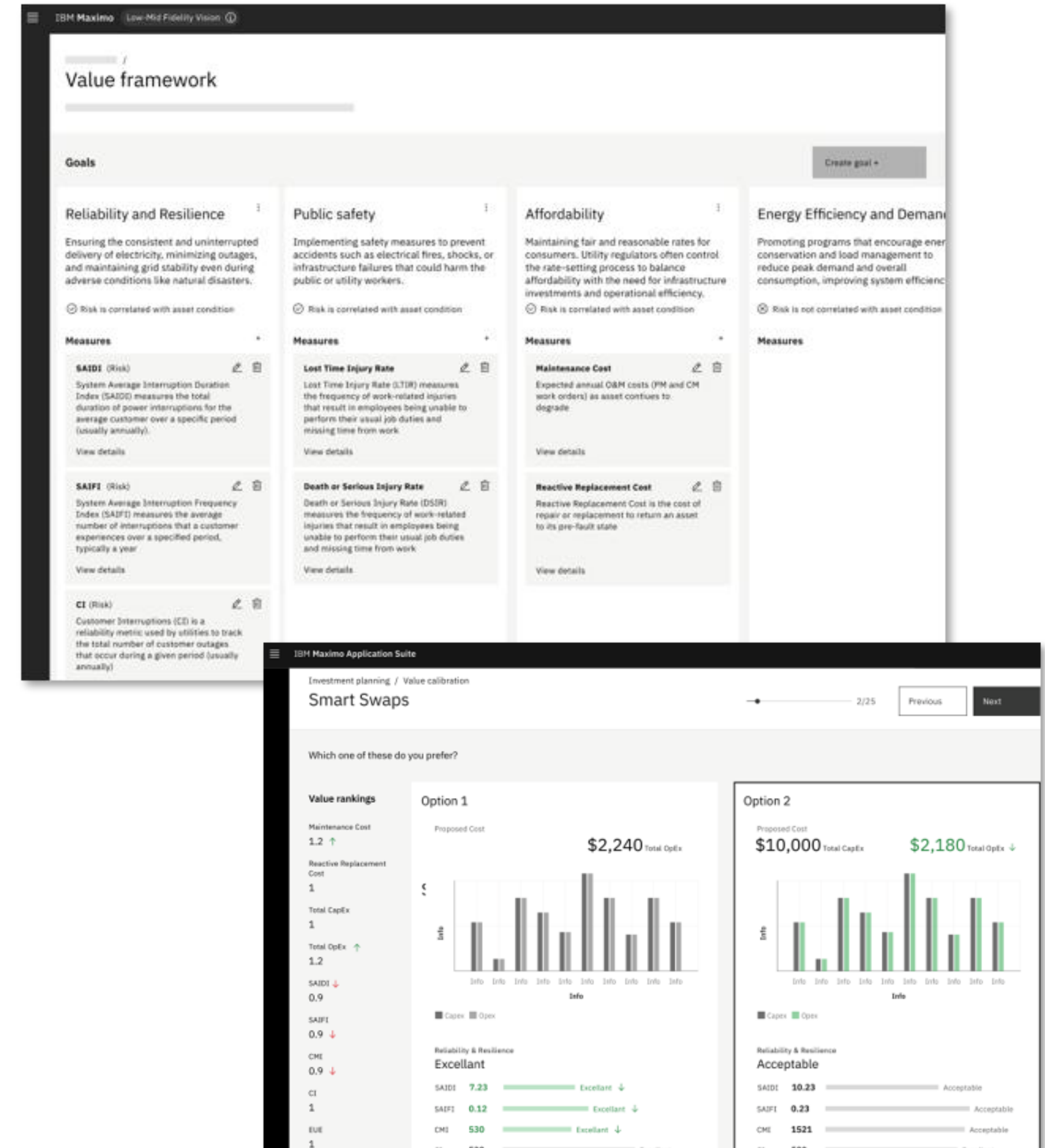


Asset Investment Planning

Targeted MAS 9.1

A focus on leveraging EAM and APM data to help users generate asset investment plans that factor in capex, opex, and average annual cost of the asset versus risk.

- Asset Strategy: Considers the current state of assets and approach to asset maintenance, identifying probability of failure using asset degradation curves.
 - Enables users to experiment with various **what-if scenarios** to determine useful life and rate of decline
- Portfolio Management: Establishes decision-making criteria to weigh relative benefits of projects across the portfolio
- Reporting: Ability to generate readouts for regulators and other stakeholders



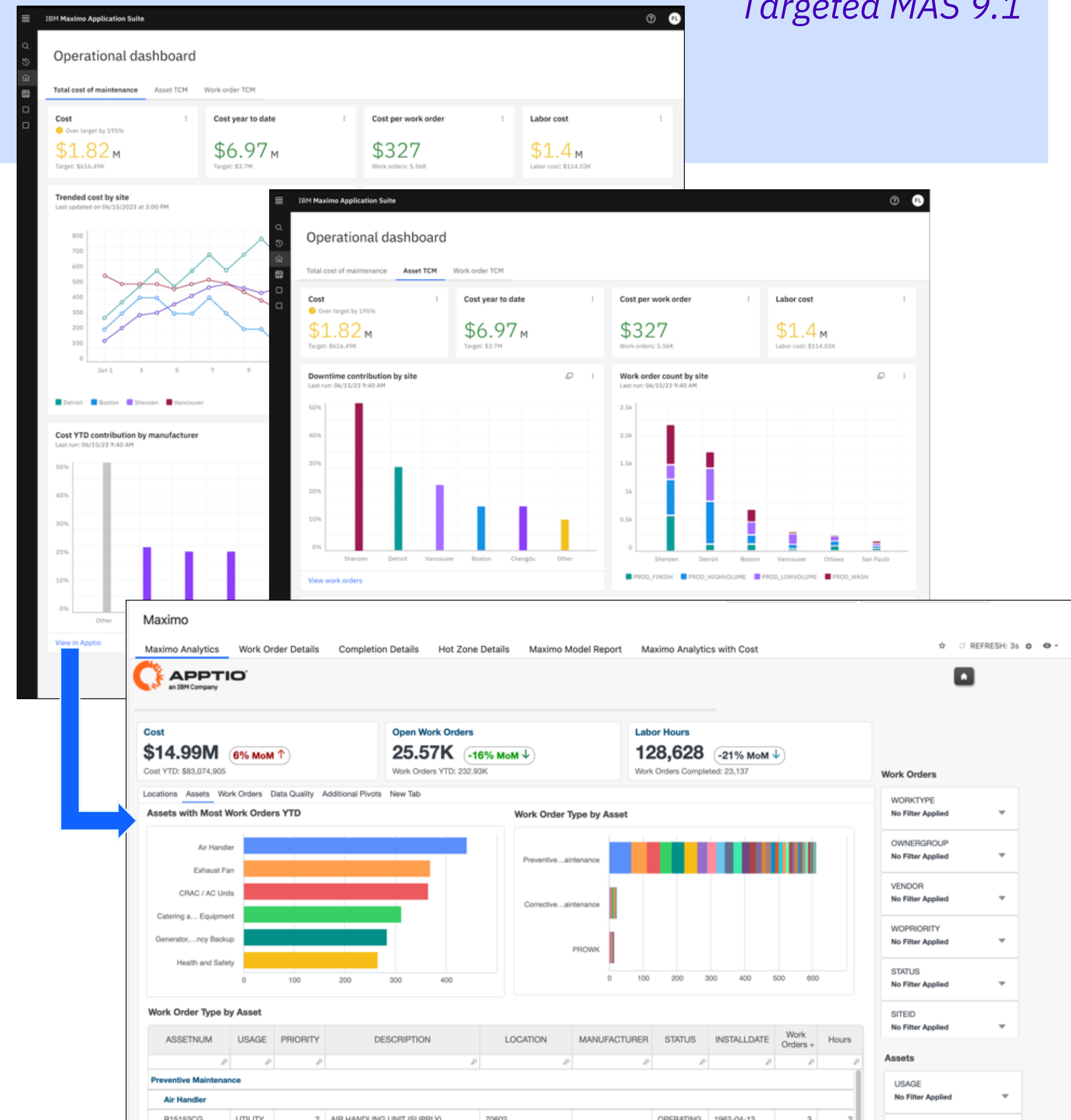
Maximo Maintenance Cost Insights

- powered by IBM Apptio

Targeted MAS 9.1

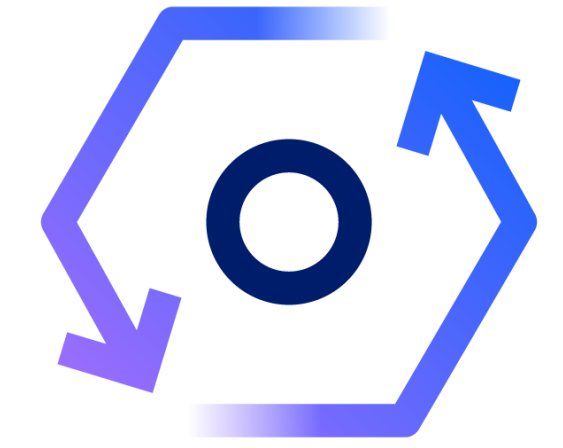
Gain visibility to your Total Cost of Maintenance including Work Order, Labor, Services, Materials and Tools.

- **New Maximo MCI Dashboard**- Easily view cost data for insights and analysis to justify the move to Condition Based Maintenance
- **Identify cost drivers** - maintenance areas where cost can be reduced through evaluating and improving maintenance strategies.
- **Cost Models/KPI's** - Out of the box trend KPI's for analysis by sites, locations, assets, work types and failure codes
- **Improve Data Quality** - Identify bad or missing data as part of the TCM cost analysis
- **Power of Apptio** - Launch into Apptio for drilldown into cost data, with ability for deeper analysis
- **External Data** - Extend the cost analysis with optional incorporation of external data sources



Maximo Application Suite 9.1

GA Targeted Q2 2025



Extending MAS for ALM

- Real Estate and Facilities (TRIRIGA)
- Renewables
- Asset Investment Planning
- Inventory Optimization

Unify MAS for ALM

- Cross-Suite Administration
- Cross-Suite Dashboards
- Mobile
- Spatial Mapping
- Field Service Management
- IT

Enhanced processes with embedded AI

- Similarity tracking for WO
- Conversational UX
- Reliability Strategies

MAS 9.1 with Manage

Targeted MAS 9.1

MAS (core)

- New MAS Unified Nav bar
- New MAS User Profile
- New MAS User Application
- New MAS Security Group Application
- Application Configuration at MAS level

Technical

- Java 17 Update
- BIRT 4.16 support
- Python 2.73 support
- Guest User support
- IBM LinuxOne/Z support (Done) and Linux Power
- Oracle 23ai support (9.1.x patch)
- MAS support for IBM unsupported languages (9.1.x patch)

IBM Maximo Application Suite

Take a tour

Exit prototype

?

Users / LUKEF

User 20 of 49

◀ ▶ 🔍 ↗ ⌂

1. Identity & authentication

2. Access & license

Created on

01 April 2020 14:04

Created by

mas-superuser

1.1. Identity

The information that is required to identify the user.

User ID

LUKEF

Display name

Luke Firth

Username

lukefirth@ibm.com

Person ID

Not specified

Owner

Local

Account status

You can choose when to deactivate the account and activate the account.

Deactivate on date

Disabled

User details

The accordion component delivers large amount of information

Title

Mr.

First name

Luke

2.2. Security groups

Grant the user access to the applications that they need. After the user is created, you can define the specific permissions for their access in the individual applications.

Search

🔍

⌵

Name	Description	Default application	Independent of ot	Modules with edit	Solutions	Minimum license
ALLSITES	All Sites	-	No	1	0	Limited
TEXASSITE	Texas Site	-	No	2	0	Limited
VIEQHQ	View headquarters	-	Yes	1	0	Limited
MGRAPPROVAL	Manager approvals	-	No	1	0	Limited
EVERYONE	All Maximo Users	-	No	0	0	Self-service
PERSONALCON	Personal configuration	-	No	1	0	Limited
PURCHREQ	Purchase requestor	-	No	2	0	Limited
SDMGR	Service desk manager	-	No	1	1	Limited
TOOLMGR	Tool manager	-	No	1	0	Limited
TECHNICIAN	Technician	-	No	1	0	Limited

1 – 10 of 10 items

◀ ▶

2.3. Administrative and Real Estate and Facilities Management access

For users that need administration access, you can set their administration privileges

Suite administration

None

Real estate and facilities management

Limited

2.4. License summary

This user

Premium authorized user

5 AppPoints are reserved

Explanation

• 10 Security groups

• 5 Unique modules with edit

• 1 Solution

• Limited access to RE&FM

• Limited minimum license from apps

• Authorized access type

• No suite administrative access

New User Application

Maximo Application Framework

New User Application

- Merging of the MAS User App and Manage User App together
- Security Groups can be added at the User level
- Check boxes to define MAS Suite Admin or in a SaaS environment access to API Key/IDP Management.

Add a Security Group to a User

- Automatically summarize the license entitlement depending on groups they have access to
- Preview first with refresh to recalculate until a save to understand impact

IBM Maximo Application Suite

Take a tour

Exit prototype

FL

Users

Manage your suite users, their entitlements, and access rights.

View: Default view

Search

Create user

User ID	Person	Username	Access type	Entitlement	Status
ABBY	ABBY	abby@acme.com	Authorized	Base user	Active
ADAMS	ADAMS	adams.j@acme.com	Authorized	Base user	Active
ALVIN	ALVIN	h.alvin@acme.com	Concurrent	Limited user	Inactive
AMAN	AMAN	amanda@acme.com	Concurrent	Base user	Active
ANDY					
BETHUNE					
BOUDREAU					
BPILLA					
BSTFORD					
BSTWILSO					

2.3. Additional Access

For users that need administration access, you can set their administration privileges

☐ System configuration

☐ API key management

☐ IDP management

Real estate and facilities management

Limited

IoT role

User

2.4. License summary

This user

Premium authorized user

5 AppPoints will be reserved

Explanation

- 10 Security groups
- 5 Unique modules with edit
- 1 Solution

- Authorized access type
- Limited access to RE&FM
- Limited minimum license from apps
- No suite administrative access

New Security Group Application

Maximo Application Framework

Security Groups:

Create/Update Groups:

- Applications/Capabilities across the suite (includes Monitor, MVI)
- Granting of Access/Permissions to items/actions
- Read, Save, Create, Delete

Summary Card

- Summary of Applications/Actions and Permissions granted
- Impact to Entitlement via UI
 - For example – adding a new application with Insert Access may change group to Base
 - Impact to amount of Users
 - Takes effect on Save

Security groups / Create security group

1. Identity

2. Applications

3. Restrictions

4. Users

2. Applications

Give users in the group permissions to do things within Maximo Applications. [Learn about how permissions and entitlement work](#)

Access to RE&FM + Suite administration is granted on a user per user basis as part of the users profile instead of through security groups. [Learn more](#)

Capabilities	Search	Selected
<div>Monitor</div> <div>MonitorApp1</div> <div>MonitorApp2</div> <div>MonitorApp3</div> <div>MonitorApp4</div> <div>MonitorApp5</div>	<div><div>Search</div><div><div>Navigation items</div><div>Read</div><div>Permission</div><div>Permission</div></div></div>	<div>8</div> <div>Clear all</div> <div><div>Monitor</div><div>Permission set 1</div><div>Read</div><div>Permission</div><div>Permission</div><div>Permission</div></div>

Cancel

Security groups / Edit Alphatest

1. Identity

2. Applications

3. Restrictions

4. Users

2. Applications

Give users in the group permissions to do things within Maximo Applications. [Learn about how permissions and entitlement work](#)

Access to RE&FM + Suite administration is granted on a user per user basis as part of the users profile instead of through security groups. [Learn more](#)

Capabilities	Search	Selected
<div>Monitor</div> <div>MonitorApp1</div> <div>MonitorApp2</div> <div>MonitorApp3</div> <div>MonitorApp4</div> <div>MonitorApp5</div>	<div><div>Search</div><div><div>Navigation items</div><div>Read</div><div>Permission</div><div>Permission</div></div></div>	<div>8</div> <div>Clear all</div> <div><div>Monitor</div><div>Permission set 1</div><div>Read</div><div>Permission</div><div>Permission</div><div>Permission</div></div> <div>Permission group 2</div>

Influence on entitlement of users

Edits have changed entitlement from Limited to Premium

Permission 15

Permission 16

Minimum entitlement

Premium

Cancel

Save & exit

Next

Unified Navigation

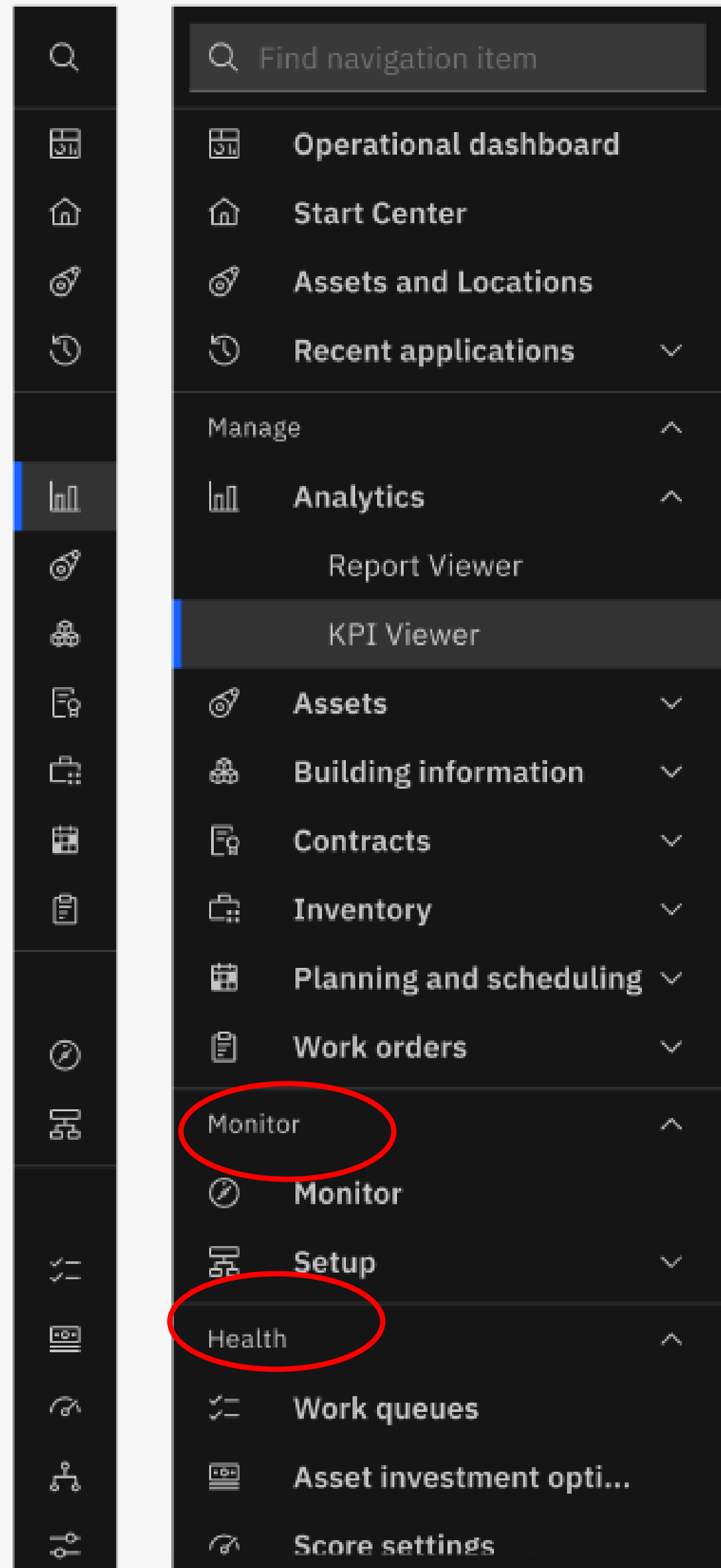
Current (9.0): 2 Nav menus - Left and Right

- Left is how you move around a MAS app (Manage, Health, etc.)
- Right “9-dot” is how you switch to other MAS apps
- Must navigate to default page for that MAS app (For example, Manage Start center)

MAS 9.1 Release: 1 Left Nav Bar


- Access granted to all MAS applications through new Security Group App.
- Left nav is identical across MAS
- Navigate directly to any sub-page in the suite

Full Suite



MAS App
Module
Application
Application (Current)

Manage only, 2 modules



User Profile

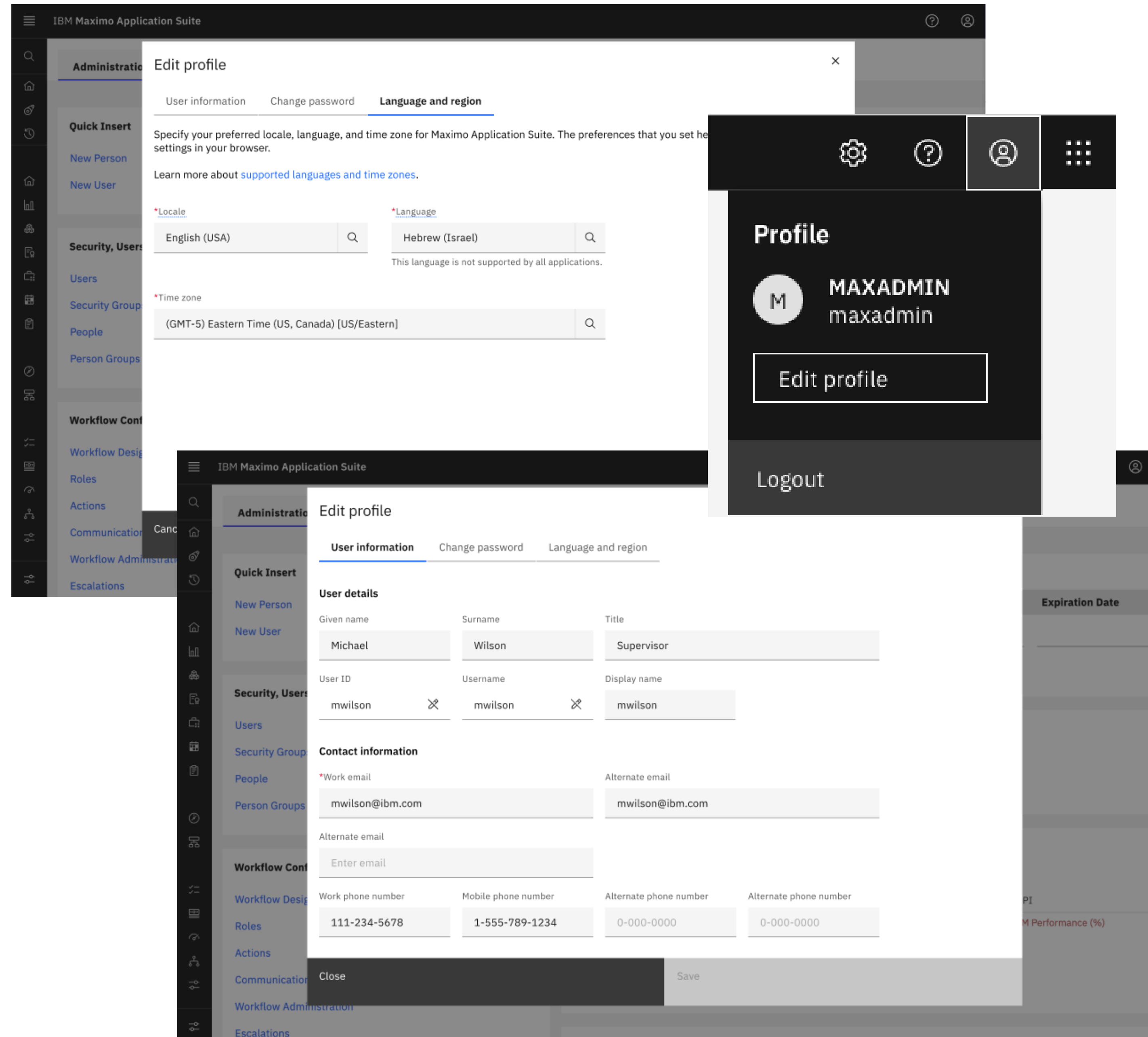
Current (9.0): Profile page in MAS “Core”

- Navigates away from your current app, no breadcrumb back
- Minimal editability
- Conflicts with Manage “Default information” dialog

MAS 9.1: Global profile dialog

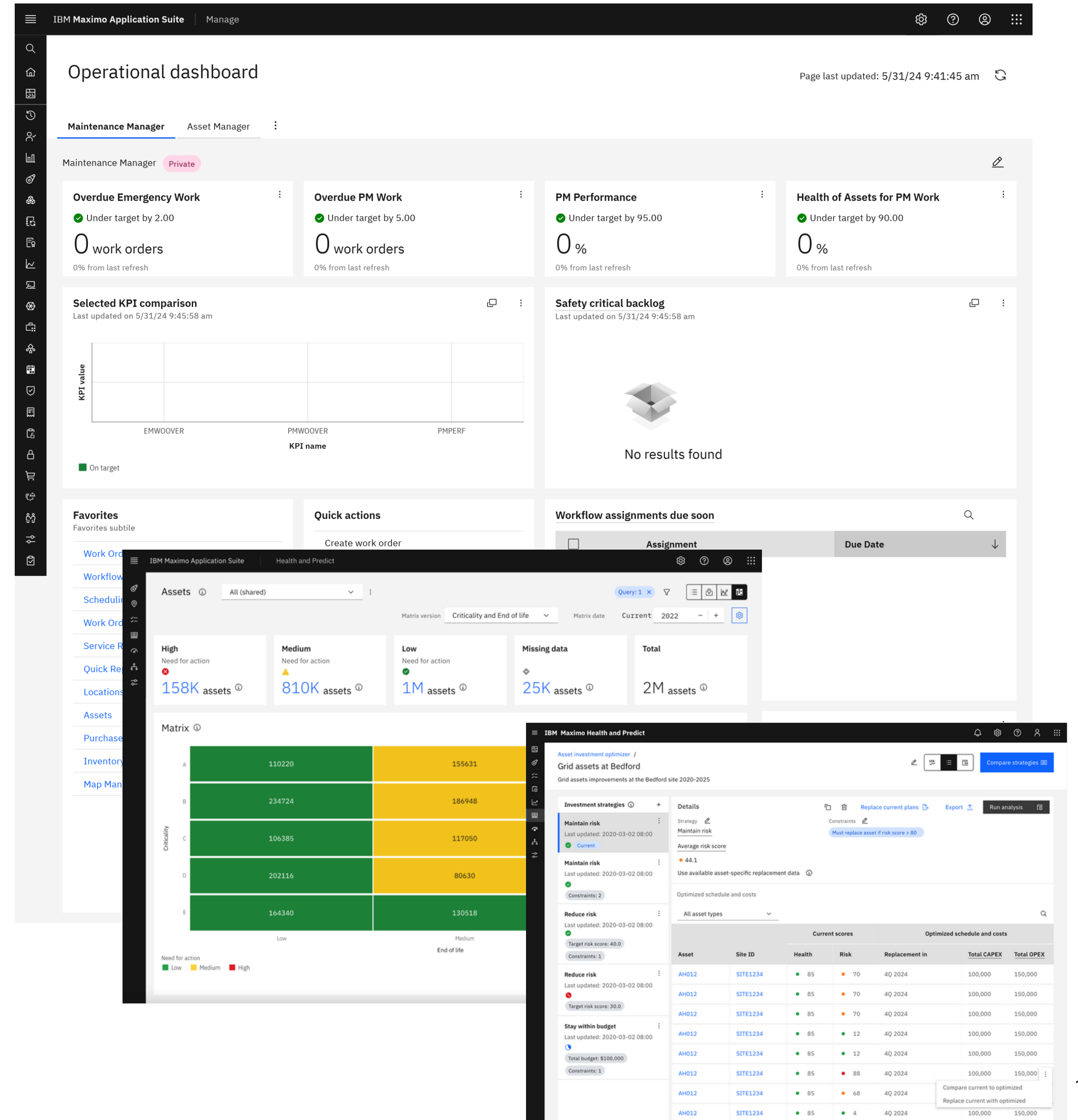
- Opens over your current app
- Separate selectors for language and locale
- Syncs with Manage default info dialog (does not replace)
- BiDi (Hebrew & Arabic) and Accessibility compliant

Targeted MAS 9.1



MAS Dashboard Updates

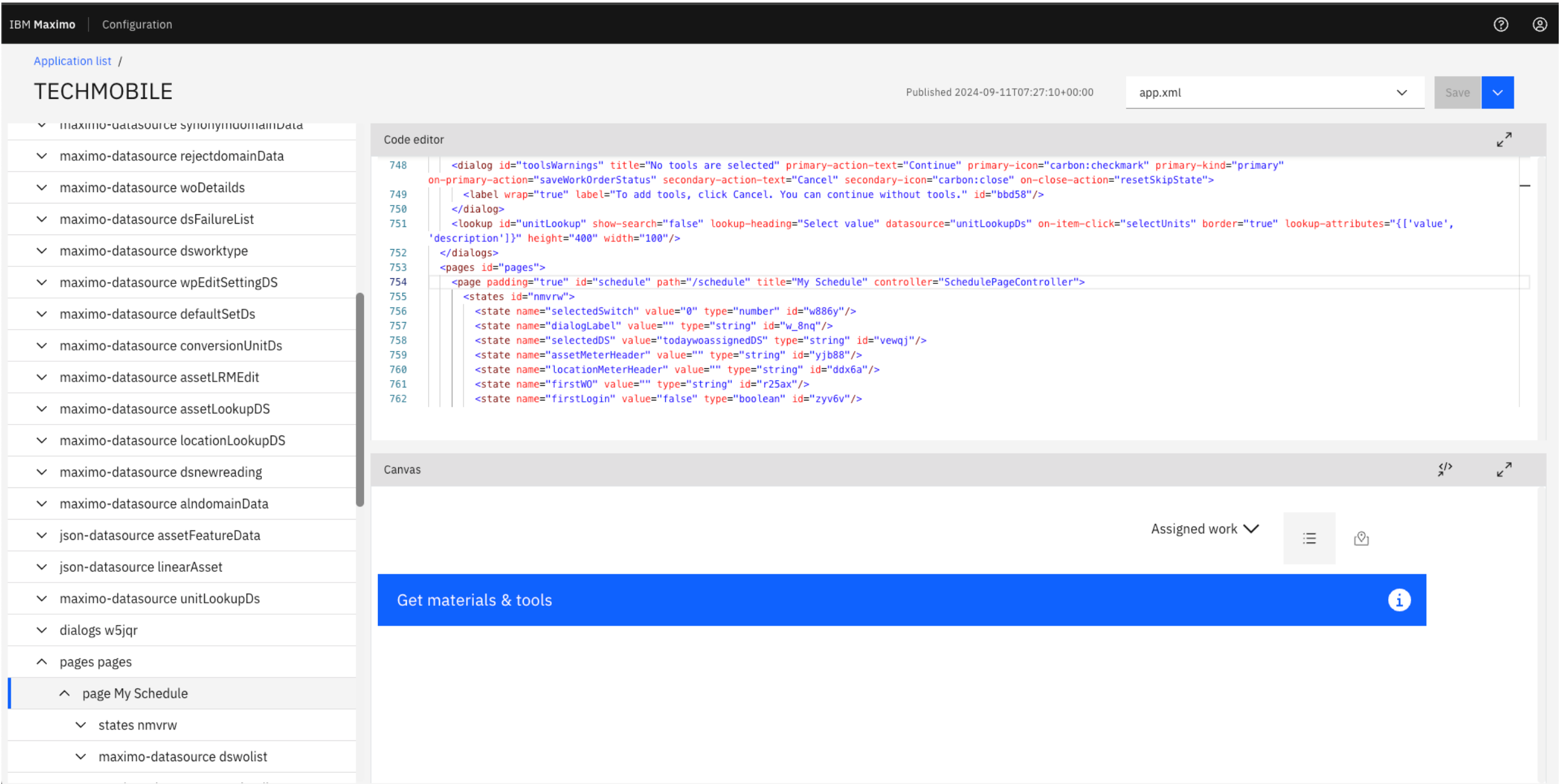
- Cross MAS Dashboards – supports consolidated view of data from Monitor, Health and Manage
- Include content from across MAS to provide the full set of asset, operational, maintenance, supply chain data and actions
- Consistent user access and hierarchies to improve efficiency
- Authenticate and go directly to user's dashboard
- Integration with Maximo AI Assistants and watsonX capabilities
- Expand configuration and builder capabilities



MAF Application Configuration

Configuration Tool Migration

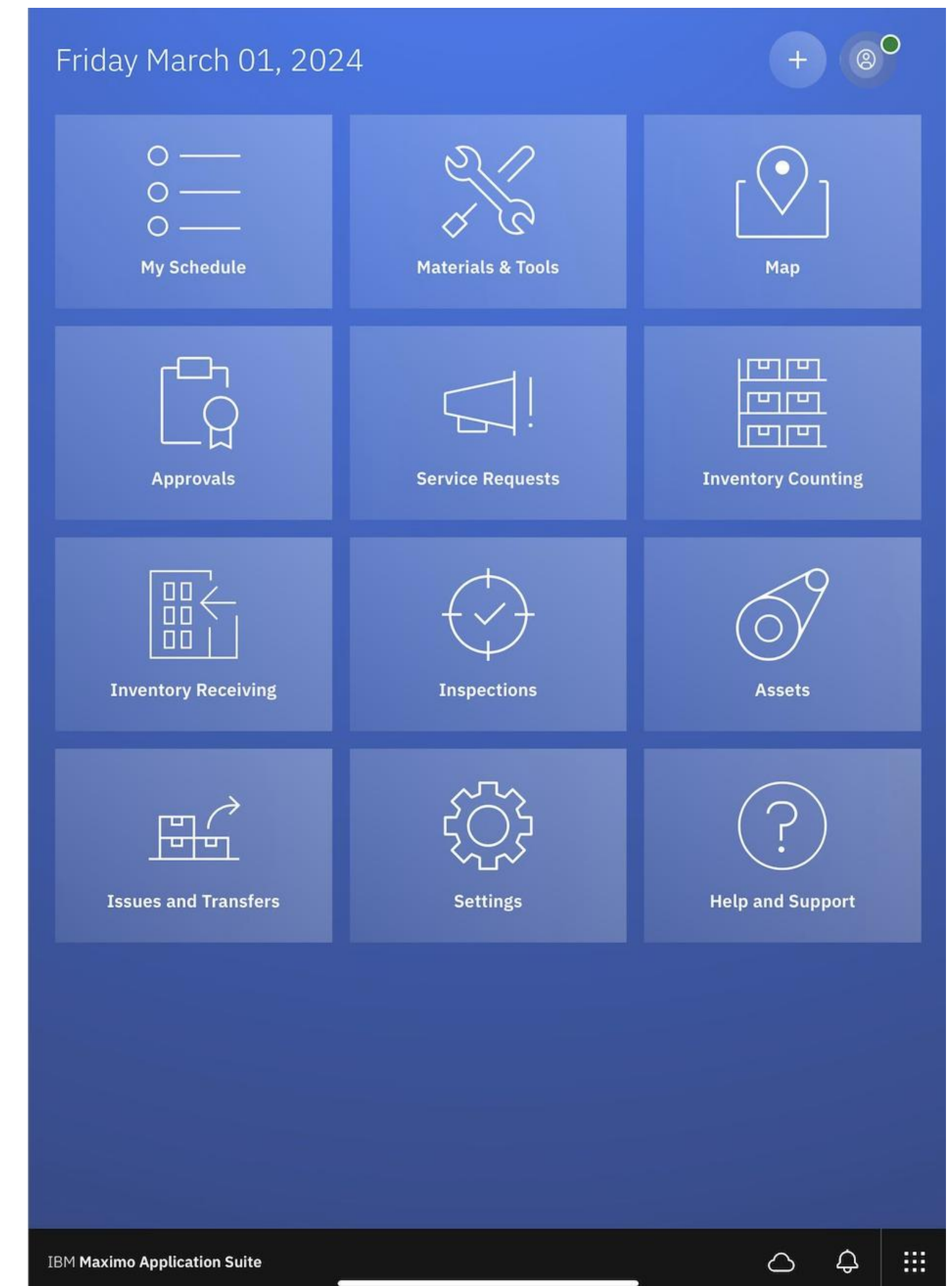
- Current State
 - Configuration tool is desktop only
- MAS 9.1
 - Moving configuration tools to the MAS level.
- Benefits
 - Provides easier access to configuration tools (no local docker needed)
 - Eases support requirements (no need for Mac and Windows experience on how to configure Docker, podman, etc)
 - Better customer experience
- Architectural Improvements
 - repo is moving from maximo-app-framework to maximoappsuite to better take advantage of the MAS specific docker build pipeline tools in that org
 - No longer supporting desktop deployments (although it will still be possible)
 - Will be bundled with MAS core image
 - Will not be installed automatically (ie, no need to deploy the config container on prod environments if it's not used there)
 - Requires persistent storage



Maximo Mobile Highlights for 9.1 Release

Targeted MAS 9.1

- Ability to perform Assignments for work orders and Inspections
- Support for Rotating Asset and Asset auditing
 - Create rotating assets and receive purchases including rotating assets
- Enhanced set of options on how Technicians find the correct work order to execute, including online search
- Consolidated functional components for a better user experience on how Technicians find assets, locations and report meter readings
- Centralized Mobile administration
 - Identify Mobile logged users
 - Administer settings, queries and preloaded database
- Extended push notification support including background data synchronization



Maximo Mobile Incident Reporter

Targeted MAS 9.1

- Report new incidents immediately
- Online/Offline Support
- Self-service Licensed
- Configurable
- iOS, Android, Windows

<

Create incident report

Submit ✓

Incident details

Incident summary - problem detected

Incident events

Address

Location

Asset

Impacted people

Action taken

Attachments

Summary

Incident summary - problem detected

Details

More detailed information about the facts that happened

Reported date and time

3/9/25

12:03

AM

PM

Affected date and time

2/25/25

12:04

AM

PM

Category

MAJOR

Type

Safety observation type

Lookup

X

Incident Event

Event type

ENVIRONMENTAL

Event category

MINOR

Safety observation type

Emission type

AIR

Emission category

VENT

Emission impact

DIRECT-CONT

Lookup

Field Service Management & Capacity Planning

Continue to improve efficiency and effectiveness of critical resource utilization

Dispatching

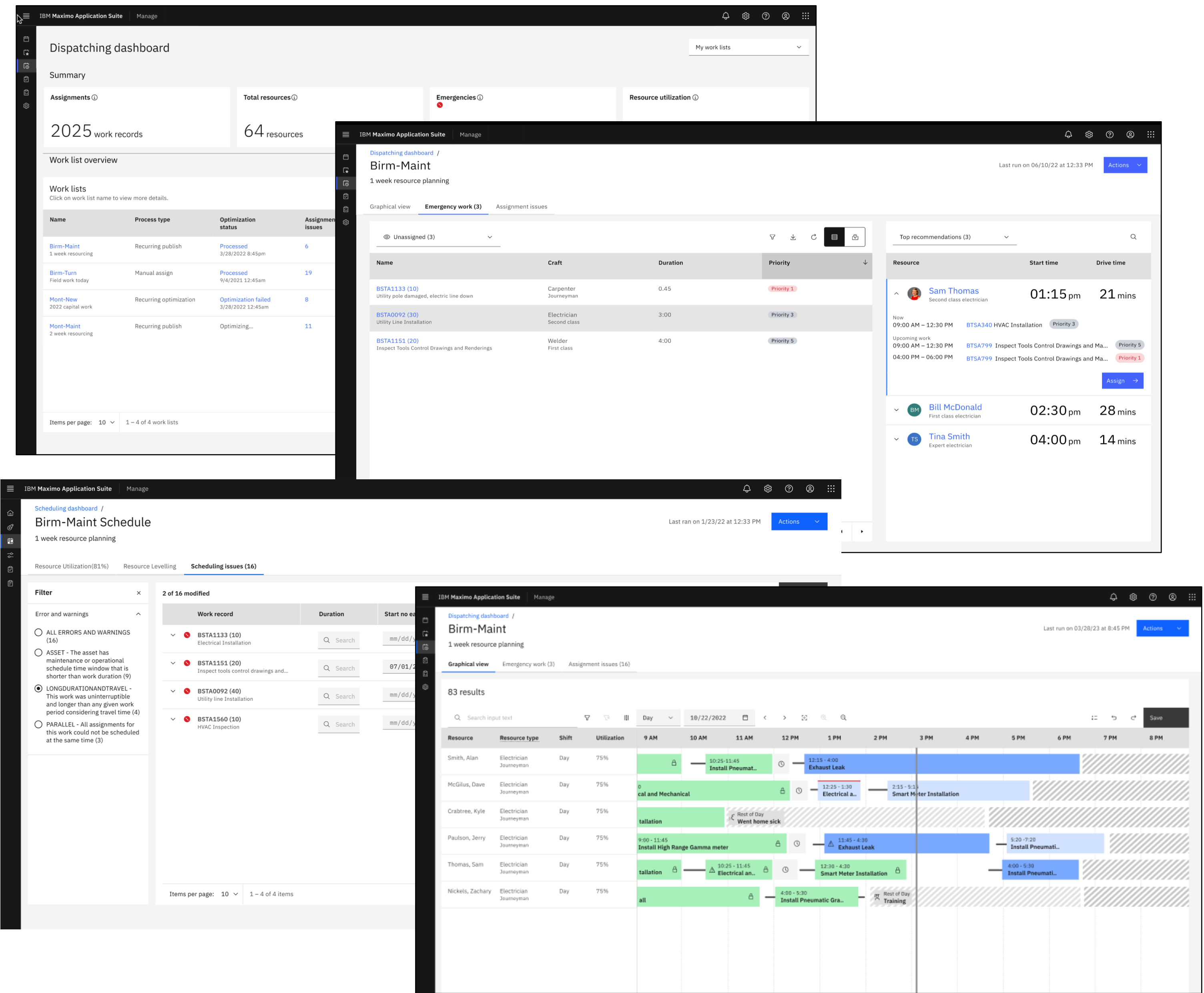
- Assignment – Full Lifecycle
- Assignment – Estimated Times
- Gantt View Improvements
- Additional Map Support
 - Routes
 - Matrix
 - Assignments
- Emergency Workflow (Crew)
- Qualifications (Crew)
- Customizable Dashboard

Scheduling

- Drag/Drop Resource Levelling
- Customizable Dashboard

Planning

- Dashboard



MAS 9.1 with Maximo IT

Targeted MAS 9.1

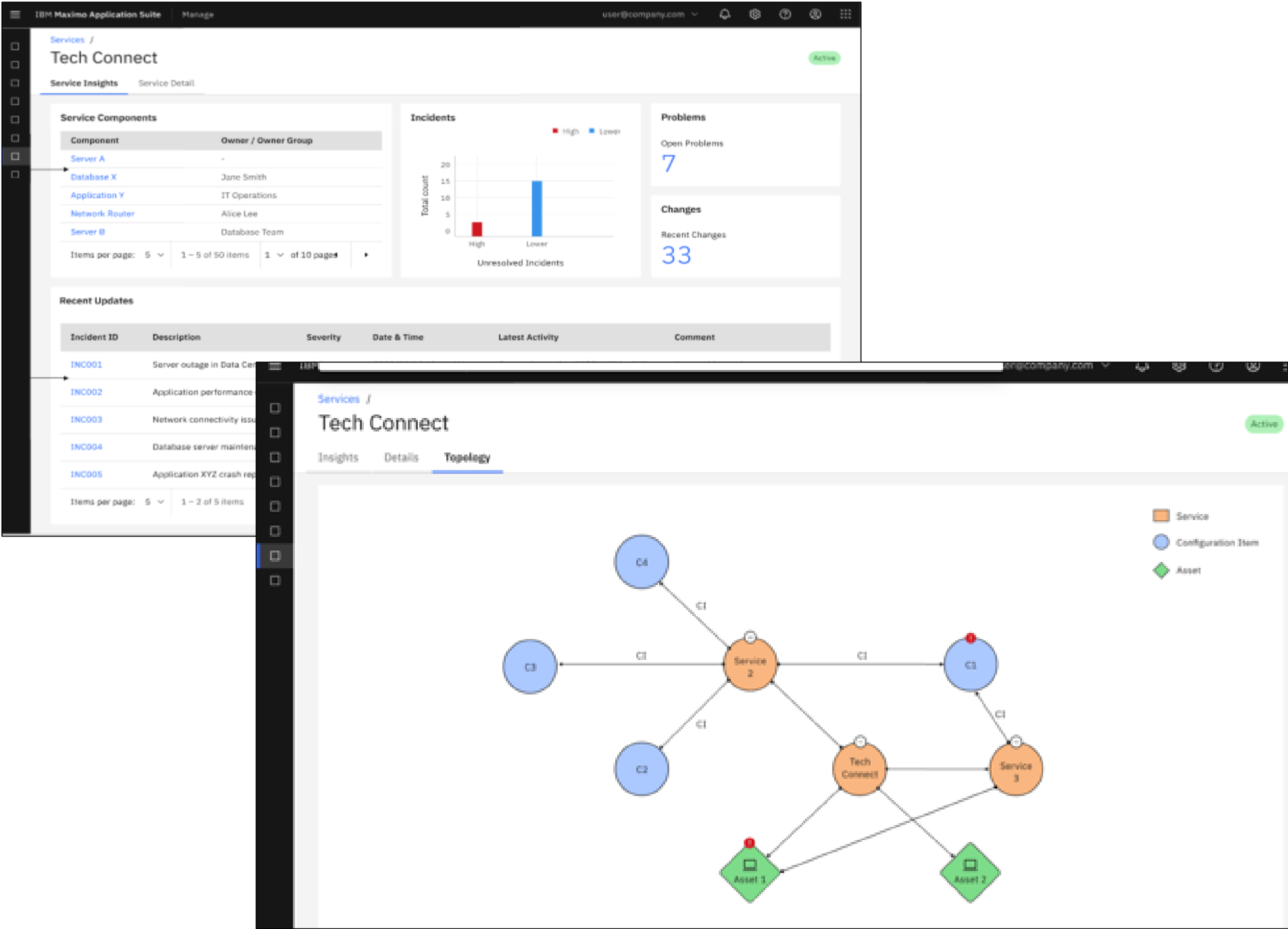
Modernize & Integrate




New Applications

- Service Delivery
 - For SRE (site reliability engineer) & Agent
 - Deliver intelligent agent focused workspace
- Service Topology
 - Visually allows you to see what a service is comprised of
 - Focused on service availability and value
 - Data driven decisions

Integrations and collaboration

- Assisting in Asset discovery first
 - Claroty (done)
 - Instana(in works)
 - Tenable.OT
- Focus on data value and sources then bring in Alerts and monitoring and actions
 - Security, Monitoring, OT, IT, Events
- Microsoft Teams integration, Swarm and incidents
- Ticket deflection – AI/ML
 - Cluster, assign and solution recommendation





12 Processes

AVM CHG CON FM IM KM MA PM RDM RM
SCA SLM

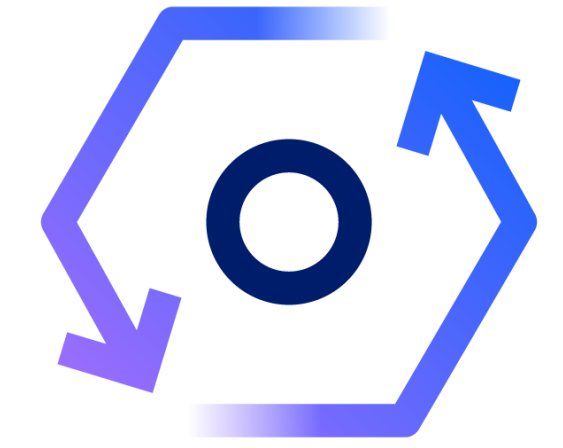
- Availability Management,
- Change Management,
- Configuration Management,
- Financial Management,
- Incident Management,
- Knowledge Management,

- Monitoring and Alerting,
- Problem Management,
- Release and Deployment Management,
- Request Management,
- Service Catalog Management,
- Service Level Management

Delivered

Maximo Application Suite 9.1

GA Targeted Q2 2025



Extending MAS for ALM

- Real Estate and Facilities (TRIRIGA)
- Renewables
- Asset Investment Planning
- Inventory Optimization

Unify MAS for ALM

- Cross-Suite Administration
- Cross-Suite Dashboards
- Mobile
- Spatial Mapping
- Field Service Management
- IT

Enhanced processes with embedded AI

- Similarity tracking for WO
- Conversational UX
- Reliability Strategies

GenAI in Maximo

Integrated AI experiences that deliver immediate value, increase productivity and seamlessly scale.

Part of the MAS 9.1 GA

More Coming Soon!

Work Order Intelligence

- Improve maintenance decisions and data quality for reporting/analytics.
- Work Order Intelligence, problem code recommendations (available in MAS 9.0)
- Expanding to support other Maximo form fields using AI and provides new analysis methods to improve productivity.

FMEA Builder

- Reduce creation time of asset FMEA (Failure Mode and Effect Analysis) from 100s of hours to minutes.
- *The FMEA data will provide AI Agents with knowledge about asset failure causes and mitigations.*

Maximo Assistant

- Enhance productivity via a conversational AI experience.
- Accessible from the new dashboards and on every page in Manage.
- Presents results dynamically in a consumable and interactive UI.

Intelligent CBM

- Introducing AI agents that can autonomously **complete tasks** and collaborate with other agents.
- AI agents to generate smart alerts, asset condition insights, and execute workflows.

Maximo AI Assistant: A New Way of Working

Embedded the Maximo Application Suite, it reimagines the user experience by allowing teams to interact with data in natural language, eliminating the need for complex queries, technical knowledge, and multi-step processes

Capabilities in MAS 9.1:

Database Retrieval – Instantly present data related to work orders, assets, and service requests in a dynamic table by describing your need in plain language

Analytical Insights – Get analytical results on-demand (ie. count, sum, average, frequency, max/min, etc.)

IBM Maximo Application Suite

Results

Select all assets that have a priority greater than 3, belong to the 'Bedford' site, and have an asset number that exists in the 'workorder' table but does not have status of 'CAN', 'COMP', or 'CLOSE'.

Results: 23

Asset	Description	Location	Site	Parent
11430	Centrifugal Pump 100...	BR430	BEDFORD	11400
11450	Centrifugal Pump 100...	BR450	BEDFORD	1140
11470	Centrifugal Pump 100...	REPAIR	BEDFORD	
11480	Centrifugal Pump 100...	GARAGE	BEDFORD	
12222	Centrifugal Pump 100...	CENTRAL	BEDFORD	
2077	Centrifugal Pump 100...	CENTRAL	BEDFORD	
2078	Centrifugal Pump 100...	CENTRAL	BEDFORD	
2079	Centrifugal Pump 100...	CENTRAL	BEDFORD	
2080	Centrifugal Pump 100...	CENTRAL	BEDFORD	
2081	Centrifugal Pump 100...	CENTRAL	BEDFORD	

Items per page: 101 – 10 of 23 items1 of 3 pages

AI

You 12:46

Show me high priority assets at the Bedford site with open work orders.

watsonx 12:46

Your request
Select all assets that have a priority greater than 3, belong to the 'Bedford' site, and have an asset number that exists in the 'workorder' table but does not have status of 'CAN', 'COMP', or 'CLOSE'.

Results: 23

Asset	Description
11430	Centrifugal...
11450	Centrifugal...
11470	Centrifugal...
11480	Centrifugal...
12222	Centrifugal...

Only show assets with work orders that are overdue

AI powered - Similarity

Targeted MAS 9.1

Configurable to indicate which attributes should be used to identify duplicate/similar WO and Ticket records.

Helping with a variety of use cases:

- Improve ticket close rates by referencing records that have issues/problems that match the current condition.
- Assign/manage work in groups to streamline resource usage.
- Consolidate duplicate work to streamline resolution.
- Identify patterns of repeated incidents/work to identify bad actors or potential training requirements.

IBM Maximo Application SuiteManage

Work orders / 1004 / Similar work orders

Similar work orders

The following work orders are similar to work order 1004.

Current work order

Work Order	Description	Location	Asset	Status	Scheduled start	Site
1004	Generator Overhaul	BR300	11300	APPR	3/30/25 3:00 PM	BEDFORD


Similar work orders

<input type="checkbox"/> Work Order	Description	Location	Asset	↑	Status	Scheduled start	Site	Similarity score AI
<input type="checkbox"/> 1384	Relocate Guard	BR300	11300		APPR	3/30/25 3:00 PM	BEDFORD	92%
<input type="checkbox"/> 1477	Rebuild Feedwater	BR300	11300		WAPPR	5/23/25 12:00 PM	BEDFORD	87%
<input type="checkbox"/> 1006	Generator Overhaul	BPM3100	13140		INPRR	6/17/25 3:00 PM	BEDFORD	79%
<input type="checkbox"/> 1285	Feedwater Pump	BR230	11230		WAPPR	4/15/25 3:00 PM	BEDFORD	68%
<input type="checkbox"/> 1370	Paint Guard Rail	BR200	BR200		WAPPR	4/07/25 3:00 PM	BEDFORD	64%

Items per page: 100

1-5 of 5 items

1 of 1 pages



Resources

IBM TechXchange Community

Connect via forums, blogs, files and face-to-face networking.

IBM Asset & Facilities Management

Your destination for peer and expert insights to help unlock the power of data with AI and Asset & Facilities Management to advance your digital reinvention.

Join and participate in the Maximo Community [HERE](#)



Scan to Join the Product Updates Group

Maximo Groups

IBM Maximo Product Updates	Request to Join	Maximo	Join
Discussions 0 Libraries 0 Members 21		Discussions 8.9K Libraries 727 Members 9.3K	

⊖

Main (101)

+

Maximo Upgrade Resources (8)

+

Maximo Application Suite (5)

Post Attachments (15)


+

Webinars/Resources (49)

+


Archive (0)

Your experience drives the future



- **Influence product roadmap**
Collaborate and innovate with Product and Design teams to shape future work.
- **Get exclusive previews before others**
Preview and give early feedback on new product experiences.
- **Share your experiences**
Share your goals, challenges, and feedback so we can build products that help you and your organization succeed.

Become a part of IBM's
User Engagement Program.



Scan the code to join!



Learning Subscription

Online, self-paced product training
through IBM portal

Develop skills through flexible learning plans based on your goals & schedule. Get easy, on-demand access to eLearning with hands-on labs included for 12 months.

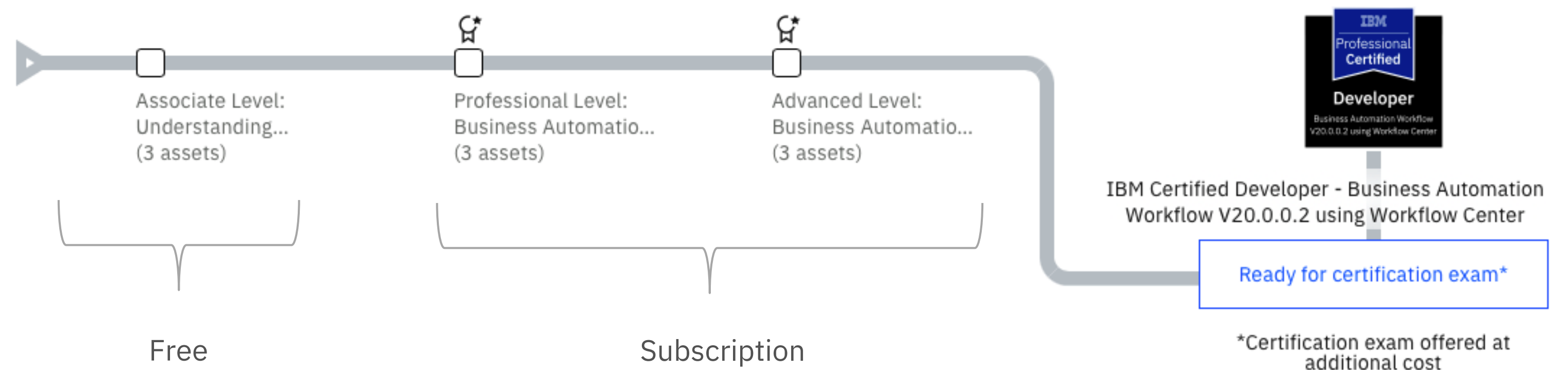
Learning paths available at www.ibm.com/training

\$3,504 (with Certification exam voucher)
With Red Hat®: **\$7,500**

An IBM Learning Subscription is a great way to access a lot of training while keeping to a budget.

- **Variety** – Select from the entire digital catalog of self-paced courses and access to new or updated courses released during your subscription duration.
- **Flexible Learning Time** – Plan and enroll in courses across a full 12 months allowing time in between to practice your new skills. Content is available 24 hours per day, 7 days a week.

An IBM Learning Subscription includes unlimited access to self-paced courses, 9 hands-on labs and an IBM Certification exam voucher.



Check out the Learning Subscription at www.ibm.com/training/subscriptions.



Where to find more on What's New for Manage...

<https://www.ibm.com/docs/en/mas-cd/maximo-manage/continuous-delivery?topic=overview-whats-new-in-maximo-manage>

IBM

Documentation

Search in Version 8.4 and later, and SaaS

Q

X

Person icon

IBM Maximo Manage

Change version

continuous-delivery

Show full table of contents

Filter on titles

What's new in Maximo Manage

- ... in 9.0
- ... in 8.7
- ... in 8.6
- ... in 8.5
- ... in 8.4
- ... in 8.3
- ... in 8.2
- ... in 8.1
- ... in 8.0

What's new in Maximo Mobile

Maximo Manage components

Work Centers overview

Maximo Mobile overview

Download PDF

All products / IBM Maximo Manage / continuous-delivery /

Was this topic helpful?

What's new in Maximo Manage

Last Updated: 2024-06-25

Learn more about what's new and changed in Maximo Manage.

- What's new in Maximo Manage 9.0
Learn more about what's new and changed in Maximo Manage 9.0.
- What's new in Maximo Manage 8.7
Learn more about what's new and changed in Maximo Manage.
- What's new in Maximo Manage 8.6
Learn more about what's new and changed in Maximo Manage.
- What's new in Maximo Manage 8.5
Learn more about what's new and changed in Maximo Manage.
- What's new in Maximo Manage 8.4
Learn more about what's new and changed in Maximo Manage.
- What's new in Maximo Manage 8.3
Learn more about what's new and changed in Maximo Manage.
- What's new in Maximo Manage 8.2
Learn more about what's new and changed in Maximo Manage.
- What's new in Maximo Manage 8.1
Learn more about what's new and changed in Maximo Manage.
- What's new in Maximo Manage 8.0
Learn more about what's new and changed in Maximo Manage.

Maximo Manage

IBM

Bookmarks

Contents

Welcome

Overview

- What's new in Maximo Manage
- What's new in Maximo Mobile

Maximo Manage components

Work Centers overview

Maximo Mobile overview

Maximo Application Framework Configuration application overview

Accessibility

Documentation conventions

Getting started

Planning

Installing

Configuring

Administering

Managing

Monitoring

Upgrading

Developing

.PDF

– Will be updated with MAS 9.1

IBM / © 2025 IBM Corporation

32

Where to find Upgrade from ICD to Maximo IT documentation

<https://www.ibm.com/docs/en/masv-and-l/max-it/continuous-delivery?topic=upgrading-from-control-desk-7615-maximo-it>

IBM

Documentation

Search in IBM Maximo IT

Search

Close

User

IBM Maximo IT

Change version

continuous-delivery

Show full table of contents

Filter on titles

Maximo IT Patch Releases

Maximo IT compatibility with MAS/Manage components

What's new in Maximo IT V9.0

Installing Maximo IT in Maximo Application Suite

Upgrading from IBM Control Desk 7.6.1.5 to Maximo IT

Configuring

Getting started with Maximo IT

Planning

Software Asset Management and License Management

Importing Data

Managing IT assets

Managing configuration items

Managing IT assets and CIs together, using automation

Managing changes

Managing Releases

Performing administrative tasks

Service view and Service Insights

Self Serve

Working with Service Desk

Working with Service Catalog

Working with Self-Service

Working with Business Intelligence applications

All products / IBM Maximo IT / continuous-delivery /

Was this topic helpful?

Like

Dislike

Dark Mode

Upgrading from IBM Control Desk 7.6.1.5 to Maximo IT

Last Updated: 2025-02-04

Earlier known as the IBM Control Desk, Maximo IT is now an add-on to Maximo Manage and a part of Maximo Application Suite with new and enhanced features.

- **Maximo IT in Maximo Application Suite overview**

IBM Control Desk is now known as Maximo IT. Maximo IT is one of the many add-ons to the Manage application in Maximo Application Suite. Maximo Application Suite is an integrated suite of applications that is built on Red Hat® OpenShift® environment to provide multi-cloud portability, including support for Hybrid cloud or on-premises deployments.
- **What's changed in Maximo IT**

Maximo IT, earlier known as IBM Control Desk, used to be an independent product. Now, Maximo IT is a part of Maximo Application Suite. Processes that were managed at the product-level will now be managed at the suite level.
- **Architecture and deployment models**
- **Deployment options for Maximo Application Suite**

One of the major changes while upgrading from IBM Control Desk to Maximo IT is the migration to Red Hat® OpenShift® container platform. Maximo Application Suite allow multiple ways to install and configure it.
- **Planning your upgrade schedule**

Upgrading involves planning, preparing, executing multiple activities and tasks, and troubleshooting. Planning enough time for all necessary activities helps ease the process.
- **Planning to upgrade**

When upgrading from IBM Control Desk to IBM Maximo IT, keep a few considerations in mind to help ease the process. All the pre-upgrade tasks and prerequisites must be carefully read and understood before going ahead with the upgrade process.
- **Performing a fresh installation of Maximo Application Suite**

You might want to understand how to install Maximo® Application Suite from start, as opposed to upgrading from IBM Control Desk. Maximo Application Suite has multiple supported installation paths.
- **Creating a Maximo IT/Manage database**


Before deploying Maximo IT, you must configure your database. For fresh database configuration, Maximo Manage database will be configured.
- **Deploying Maximo IT with Maximo Manage**

You can deploy Maximo Manage by selecting Maximo IT as the add-on during the deployment. Once deployed, Maximo IT will be accessible when you activate Manage.
- **Activating Maximo Manage with IT**

In order to use Maximo IT, you must activate Maximo® Manage.
- **Migrating**

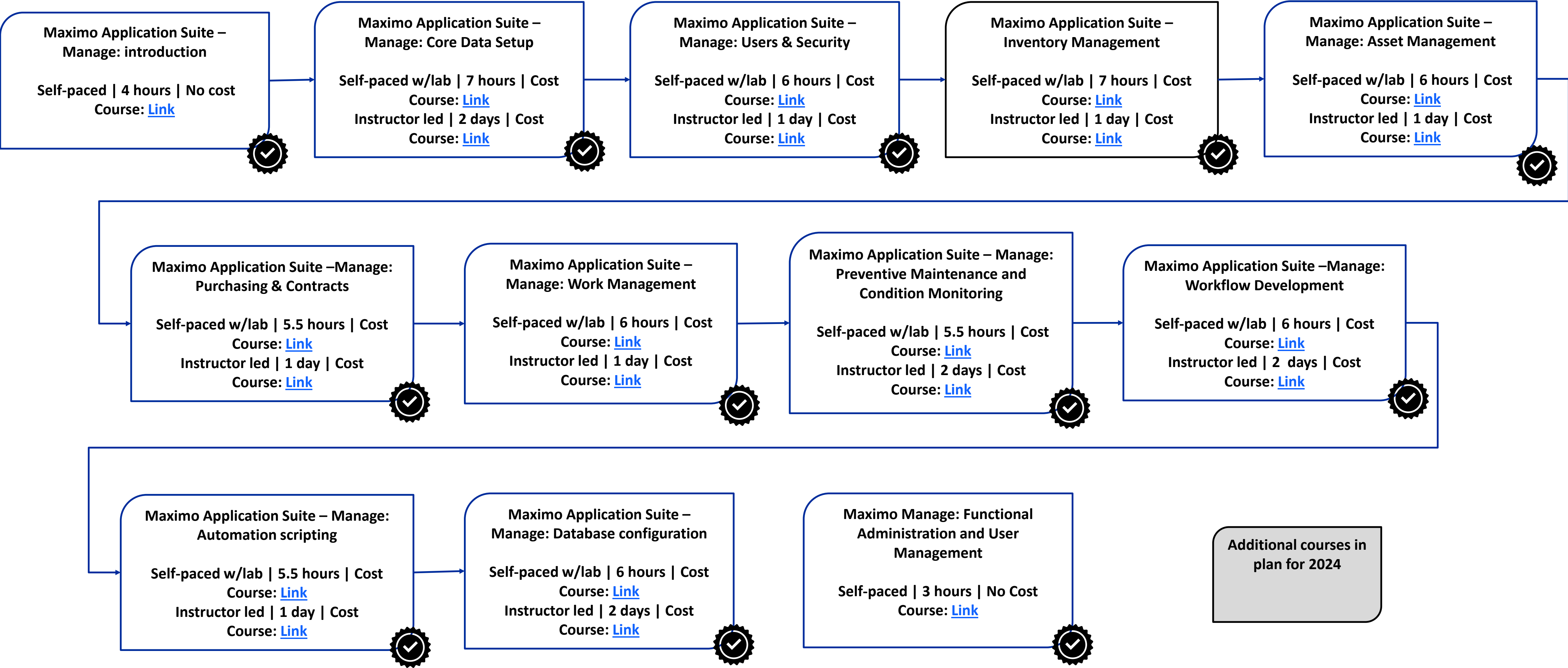
You can migrate all your IBM Control Desk data to Maximo IT while upgrading. Before starting the upgrade process, make sure you meet all the prerequisites. It is recommended to test the upgrade on a test environment before going to the production environment.

Thank you








IBM Maximo Application Suite – Manage

Technical education recommended roadmap



IBM Maximo Application Suite

Technical education – Health, Visual Inspection, Monitor, Scheduler, Mobile

Health	Visual Inspection	Monitor	Scheduler	Mobile
<div>Leveraging Health for Maximo Application Suite - Manage</div> <div>Self-paced 5 hours Cost</div> <div>Course: Link</div> <div></div>	<div>Maximo Visual Inspection: Functional Essentials</div> <div>Self-paced 2 hours No Cost</div> <div>Course: Link</div> <div></div>	<div>Implementing Monitor in Maximo Application Suite</div> <div>Self-paced 6 hours Cost</div> <div>Course: Link</div> <div></div>	<div>Short-term Planning with Maximo Scheduler</div> <div>Self-paced 7 hours Cost</div> <div>Course: Link</div> <div></div> <div>Maximo Scheduler: Graphical Assignment and Crew Management</div> <div>Self-paced 7 hours Cost</div> <div>Course: Link</div> <div></div> <div>Additional courses on advanced topics on Scheduler and Mobile in plan for 2024</div>	<div>Maximo Mobile Customization Overview</div> <div>Self-paced 2 hours No cost</div> <div>Course: Link</div> <div>Maximo Mobile: Technicians Training</div> <div>Self-paced 2 hours No cost</div> <div>Course: Link</div> <div>Maximo Mobile: Inspectors Training</div> <div>Self-paced 1 hour No cost</div> <div>Course: Link</div> <div>Maximo Mobile: Asset Managers Training</div> <div>Self-paced 1 hour No cost</div> <div>Course: Link</div> <div>Maximo Mobile: Storeroom Clerks Training</div> <div>Self-paced 2 hours No cost</div> <div>Course: Link</div> <div>Maximo Mobile: Administration and Supervision</div> <div>Coming soon</div>

Legend



Technical education Recommended



Technical education Additional

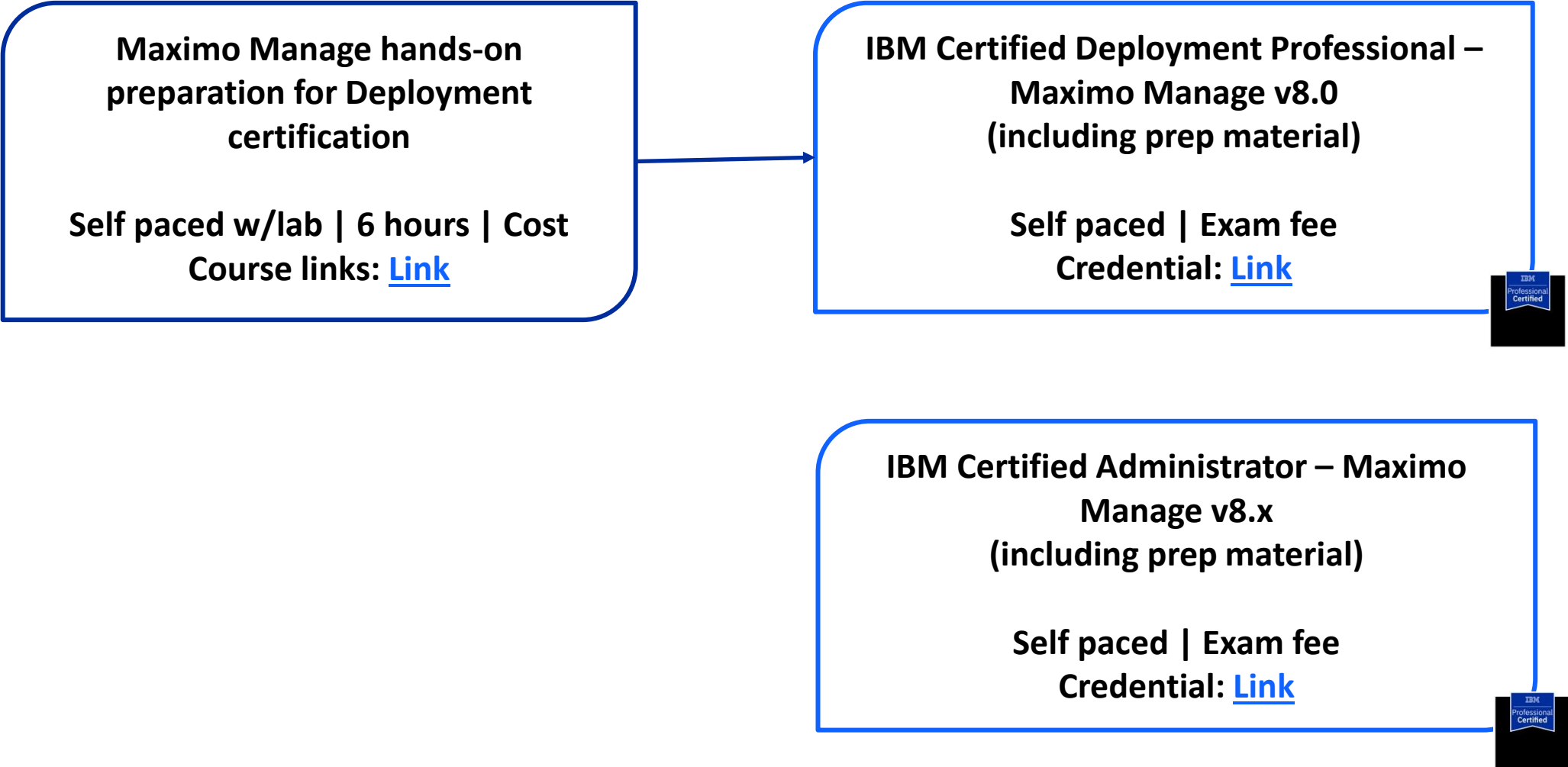


Technical education Coming soon



Badge

Maximo Application Suite 8.x



Maximo Application Suite 9.x

